


Common Threads Quilt Guild

commonthreadsohio.org



September meeting:



Tuesday, September 27, 2011. 7:00pm. Come at 6:30 to socialize!
Our speaker will be Debbie Bowles, "Life is not a Straight Piece."

Bexley United Methodist Church
2657 E. Broad Street, Bexley, Ohio



There are still some openings for her all-day workshop the next day.

Last month's meeting:



Anita Shackelford inspired us to personalize our quilts with symbols of our own family lives.



Updates:

- **Neutral Swap:** This was moved from August to September, since people didn't understand the directions. So you have another chance! **Bring 10" strips of neutral fabrics, half the width of the fabric (21" or 22" long) in sets of 6.** Neutrals—Cream to tan tone on tone. One yard will yield 6 pieces with a 6" left for your scrap bin. Place all six pieces, folded individually for ease of swapping, in a plastic bag with your name on the outside. You will not get a piece of your fabric back, you will receive 6 different pieces. You may swap more than one set, in fact it is encouraged! Any questions, please contact Vicky at VSPrice@aol.com.
- **2nd Annual Guild Chili Cook-off:** Ladies! it is time again for our now famous Chili Cook-off. Get ready your best recipe and whip up a batch for the dinner before guild meeting on October 25th. To round off this fun meal we will be having a bake sale. Best of all, a trophy will be awarded to the highest rated cook. This is a fund raiser so we ask you donate \$5.00 for the dinner. Bake sale items will be individually priced. Contact Laura McLaughlin at (614) 330-7298 with any questions.
- **Common Threads Little Quilt Show:** Bring your finished "quilt from a song with a color in it" to the October 25 meeting. Your quilt should be no larger than 24" per side. No other rules or restrictions!
- The Heart of Ohio Quilters Guild 2011 quilt show will be held October 7 (10a.m. to 8 p.m.) and October 8 (10 a.m. to 5 p.m.) at the Bryn Du Mansion Field House, 537 Jones Road, Granville, Ohio. The show theme, "All Quilts Bright and Beautiful: Celebrating 20 Years of Quilting", is part of a year-long celebration of the Guild's 20th Anniversary. This is a non-juried show with more than 150 quilts. Vendors offering quilt-related merchandise will be at the show, and the Guild will host a silent auction of handmade items. Food will be available. General admission is \$5, seniors \$4, with children under 12 admitted for free. A two-day pass is \$7.50. For more information, go to www.heartofohioquilters.com, email quiltshowinfo@gmail.com, or call 740-366-2693.



Bent Pieces Workshop—Wednesday September 28

This is an all-day workshop with Debbie Bowles. We would like to have 20 people attend. Debbie is an internationally known quilter and designer.

Her website www.mapleislandquilts.com provides a lot of information about her. Registration is \$30. We provide bottled water and there is a Subway across the street. She is providing the pattern, which you will receive at time of registration. We will open up the registration to outside guilds on Wed., August 24th.



September Raffle Block

Sunflower

[TOT = Tone on Tone]

This block looks difficult—but it is very easy to do and will give you a three dimensional look with a ragged center.

You will need:

12" very pale pastel blue TOT square for background, think sky. This allows the winner the ability to square to whatever size she wants.

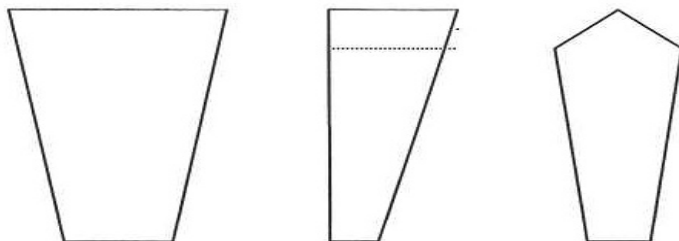
1 –3" strip for petals for each block (use scraps if only making one block) mix up pieces if making more than one block—3 different yellows for mixing on three blocks.

5" square brown TOT or print that reads brown

Using the pattern supplied, cut 16 petals from the 3" strip.

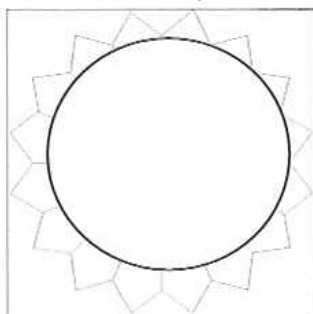


Fold each petal lengthwise right sides together and sew across the top using a $\frac{1}{4}$ inch seam. Trim and turn the point, with the seam in the centre of the unit.



Sew the units together from the pointed end to the straight end, forming the circle of petals.

Centre the circle on your background, and sew it down using a circle that just touches the top of each seam



Now, cut a circle from the centre fabric so that it just covers the raw edges of your petals, fray the edge a bit, and sew it on top!



Common Threads Fall Retreat

The Coshocoton Village Inn and Suites welcomed Common Threads quilters with open arms and warm hospitality. Thirty-two of our members attended and everyone had a great time. Thanks to Penny Dixon, Sue Howard, Marty Rigo, and Kathy Zaebst for their contributions to the great gift bags each member received. We all received fabric, batting, and backing to make really cute Halloween candle mats as well as candle holders with battery powered votive candles and some coupons and gift cards for the local quilt shop, Mercantile on Main. Speaking of Mercantile on Main, it is a very cute shop and worth a road trip if you've never been there. Thanks to Nancy Naumann for taking pictures for us. The next retreat will be May 4, 5, 6, and 7th in Berlin.



Why We Go to Retreats (or The Hypotenuse Story)

So imagine yourself on a Common Threads retreat. It's almost midnight, and you're sewing the last seam on a 12-block quilt, set on point. You unfurl it for all to see, realizing as you do so that the side setting triangles are just the tiniest bit too small, and attachment of the border will cut off the corners of your beautifully-pieced basket blocks.



You start to discuss the problem with the other night owls who are still up, groggily quilting nearby. Suddenly, the person nearby wakes up and starts to draw right triangles on a post-it, talking about how big the

triangle's hypotenuse should be and trying to calculate what that means for cutting instructions. A cry for "a calculator with a square root function" produces the smartest phone in the universe from another table, and the pronouncement is "a 16-inch square, cut in quarters diagonally." Then uncertainty sets in. Another cry goes out for help. Across the room, a wide-awake friend pulls a huge setting triangle ruler from her Mary Poppins-like carpet bag. The three huddle around a cutting table, verifying that both methods of creating the triangles result in the same answer.

You ask the hypotenuse person to "do the honors" with a rotary cutter on the last 1.5 yards of your setting fabric that probably exist in the universe. She hesitates but, with your encouragement, goes for it. The big ruler is used to stretch the fabric just enough further to cut the last two triangles needed, and you happily head back to your table. Another friend helps you rip all the seams out so that you can sew the new, larger triangles to your quilt, which you proceed to do until almost 3:00 a.m.

Now imagine accomplishing the same thing at your own house, alone. Impossible. You might even have quietly boxed up the quilt, creating another UFO. So, why do we go to retreats? To commune, to learn, to teach, to deprive ourselves of sleep, to create works of art, to make blankets, to hear the sound of women's voices.

Thanks to the retreat organizers for an unparalleled, wonderful weekend. Mark your calendars for May 4-6 and September 21-23, 2012 so that you too can experience the magic that is a Common Threads retreat.



Show and Tell

